



forimtech •

advanced molecular imaging technologies

FORIMTECH S.A. is the leading Swiss developer of new generation surgical probes based on advanced particle detection techniques. This activity is supported by the CTI - Swiss Commission for Innovative Technologies.

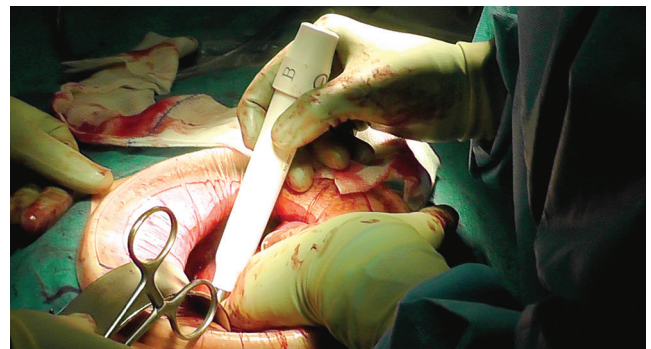
RadPointer® probes are ultrasensitive intraoperative probes for oncological radio-guided surgery.

RadPointer®-Gamma and Beta probes assist surgeons to locate cancer tumours, metastases and sentinel lymph nodes labelled with radiopharmaceuticals, and remove them with minimal damage to surrounding healthy tissues. This is usually done shortly after PET or SPECT preoperative imaging, thus making additional use of the radioisotope administered to patient.

RadPointer® system consists of hand-held, compact, wireless probe and proprietary software installable on any PC.



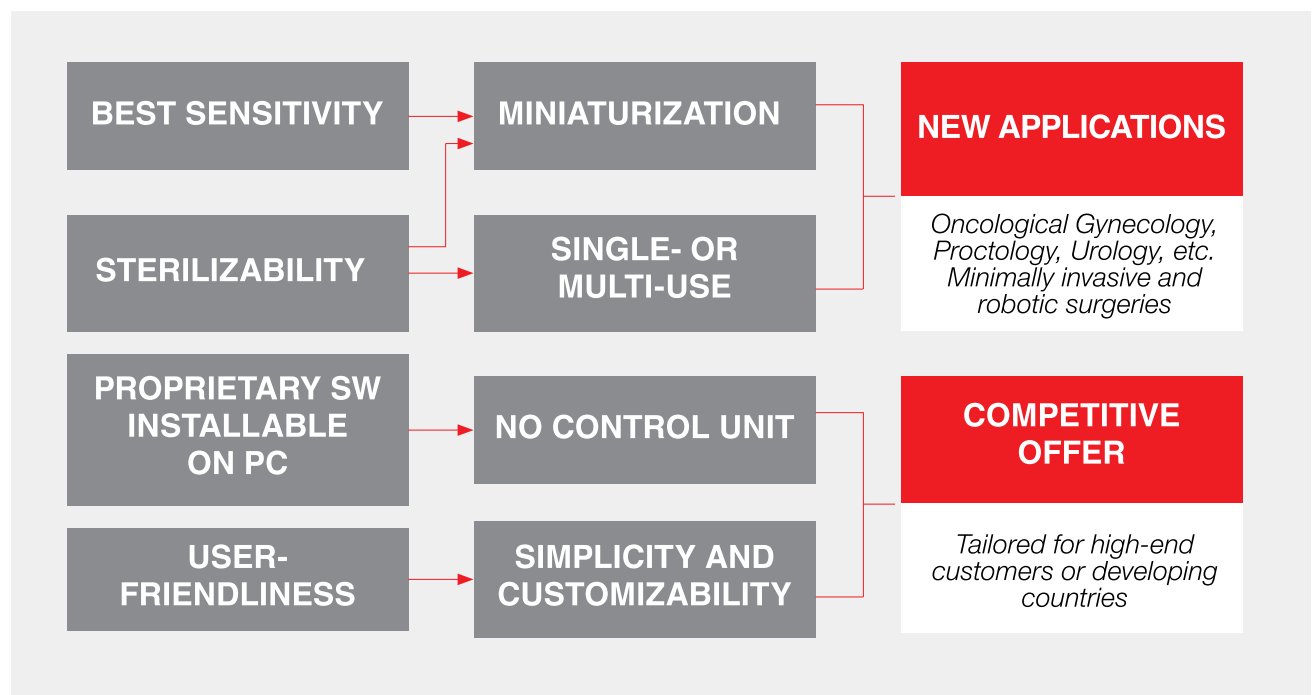
Ex-vivo malignancy verification



Tumor localisation with RadPointer®-Beta

Competitive advantages of the RadPointer®

C €₁₃₇₀



Technical Characteristics


RadPointer®-Gamma

Sensitivity (cps/MBq)	Energy range (keV)	Angular resolution (degrees)	Spatial resolution (mm FWHM)	Side shielding	Weight (g)
60000 (^{99m}Tc)	20-250	~50	19	99.9% ^{99m}Tc	100



RadPointer®-Beta

Sensitivity (cps/MBq)	Energy range (keV)	Angular resolution (degrees)	Spatial resolution (mm FWHM)	Side shielding	Weight (g)
85000 (^{90}Sr)	>50	~45	8	NA	70



RadPointer®-Gamma and RadPointer®-Beta are produced in different geometries



Applications

- Sentinel Lymph Node Localization and Excision
- Intraoperative Localization of tumor and recurrent/metastatic lesions
- Margin Evaluation
- Metastatic Lymph Node Detection
- Ex-vivo verification
- Diagnostic tumor detection and localization



Illustration of breast tumor localisation



forimtech •

32, route de Malagnou
1208 Geneva, Switzerland
Tel. +41 22 840 06 60
Fax. +41 22 735 52 88
www.forimtech.ch